

SNEAKERS Starter

1

Reading

Unit 1

Lesson 3 Reading

It Is a Good Day! Storybook pp. 3-4

Five Senses!

Track 08

Listen and repeat. Then, stick.

Key Words

These are flowers!
What can I do?

Reading Passage

I can touch them!
I can see them!
I can smell them!

Before You Start!

1. Do you like flowers?
2. Who would you like to give flowers to?

Reading

These are flowers!
What can't I do?

Before Reading

I can't **hear** them!
I can't **taste** them!

Read & Check

1. These are pencils! T F

2. I can smell them! T F

Key Words

Track 07 Listen and say!

 see

 touch

 smell

 hear



 taste

15




Reading Practice

A Circle the right answer.

1. What does Earl see?

a  b 

2. What can Earl do with flowers?


a  b  c 


Reading Practice

3. What can't Earl do with flowers?

a touch flowers b taste flowers c see flowers

B Look and circle.

1.  I **can / can't** eat it.

2.  I **can / can't** taste it.

Reading

Have Fun!

Step 1 Fill in the blanks!



see taste smell hear touch

1 I can _____ this! 2 I can _____ this!
 3 I can _____ this! 4 I can _____ this!

Have Fun!

Step 1 Find the hidden shapes! Then, role play.



Listening & Speaking

Unit **4**
Animals

Lesson 2 Listening & Speaking

The Zoo!

Track 41 Listen and repeat. Then, stick. Track 42

1 ZOO
Let's go to the zoo!
Okay! Let's go!

2
Is this a rhino?
Yes, it is!

Background

3
Is that a giraffe?
No, that's an elephant!

58 • Unit 4

Tips!
A: Is this / that a(n) _____?
B: Yes, it is. / No, it isn't.

Track 40 Listen and say!

Key Words

ZOO

rhino

giraffe

elephant

lion

Listening Dialog

4
No, that is a lion!

Is that a pig?

5
The zoo is awesome!

Let's come again!

59

Listening & Speaking

Listening Practice

A Listen, then circle. 

- 1.  
 
- 2.  
 
- 3.  
 
- 4.  
 

B Role play with your partner! green, yellow, red, blue, brown



Have Fun!

Step 1 Find six differences!



Reading

SNEAKERS Hopper

1

Unit 3 Lesson 1 Reading
Happy Soup Storybook pp. 10-11

Key Words

Track 29 Listen and repeat.

 play

 throw

 catch

 fall

 taste

Get Ready!

1. What do you play with?
2. When do you throw balls?

39

Reading

Read Together!

Track 09

No Tomatoes!

Jimmy starts to think. He needs vegetables to make happy soup. There is a huge tomato in the park. The tomato is red and ready to eat. "Who likes tomatoes?" says Jimmy. "Not me," say his friends. "I don't like tomatoes, too," says Jimmy.

Reading Passage

Read & Check

Read & Check

1 Jimmy starts to run. T F

2 Jimmy doesn't like tomatoes. T F

16 • Unit 1

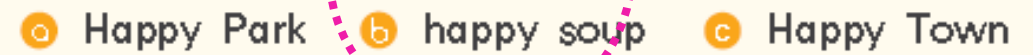
Reading Practice

A Circle the right answer.

1. This story is about _____.



2. Jimmy lives in _____.



3. Jimmy's friends like to _____.



B Look and check.

1. There is wood soup in Happy

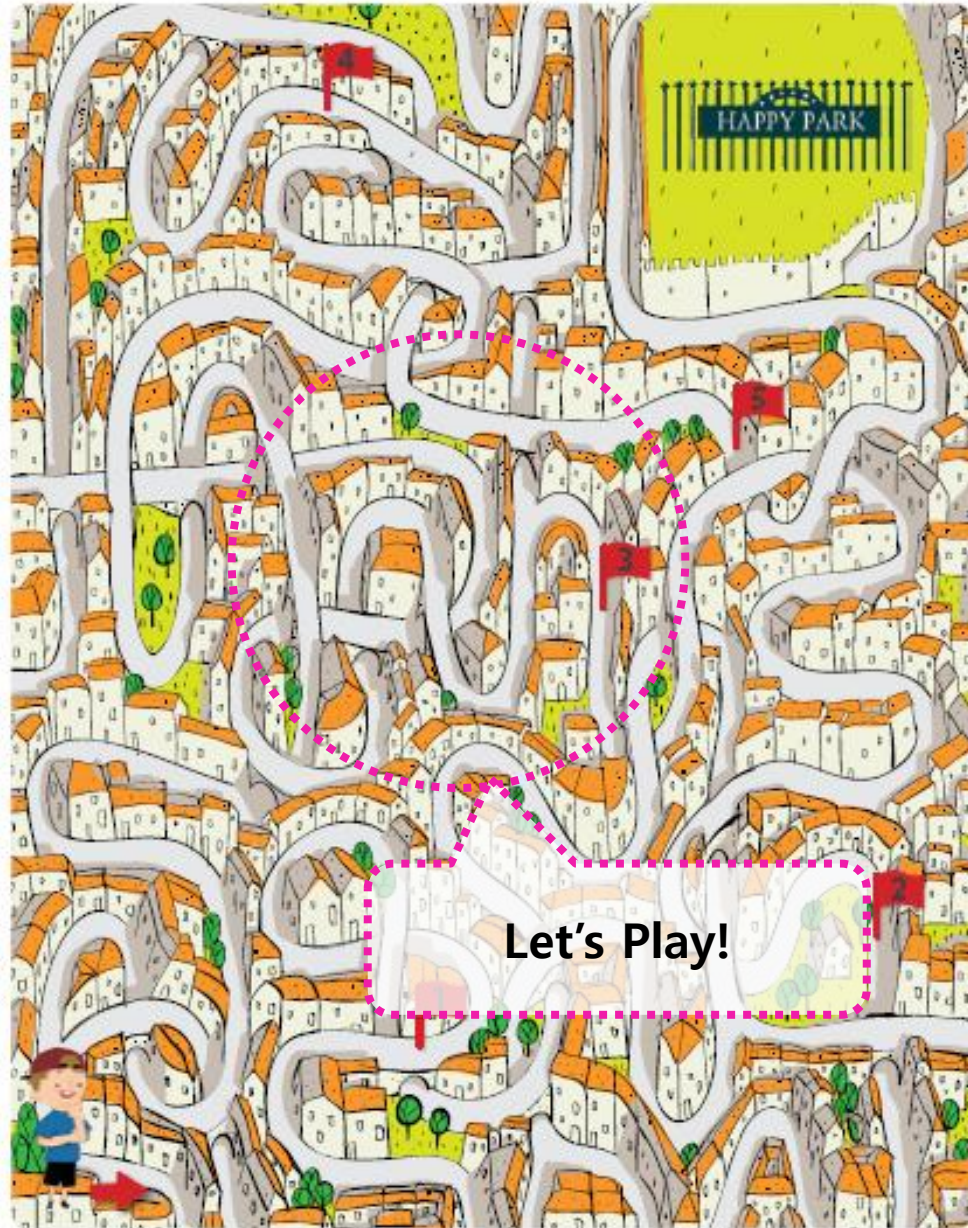
2. Jimmy needs to make lunch soup.

Reading

Let's Play!

A Help Jimmy go to Happy Park! Then Say the words.

- 1.  town
- 2.  soup
- 3.  fire
- 4.  wood
- 5.  park

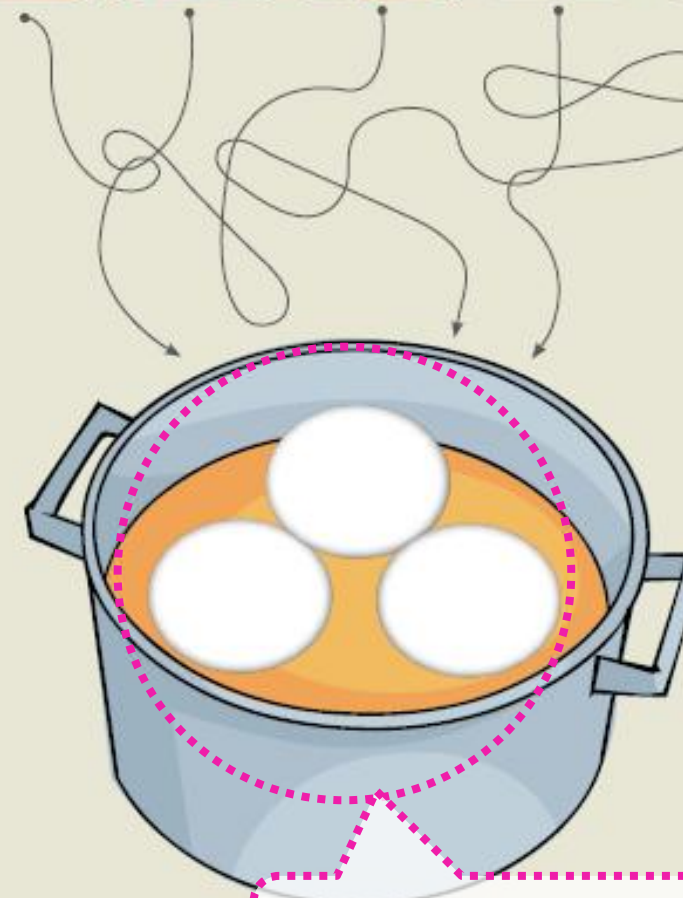


Let's Play!

Let's Draw!

A Follow the lines and draw!

What does the soup need?



Let's Draw!

Listening & Speaking

Unit 1

Lesson 2 Listening & Speaking

Things for School

Let's Start!

Track 03 Listen and repeat. Chart 04

1

What's this? It's an eraser.

2

What's that? It's a pencil.

3

Is this a marker? Yes, it is.

4

That is not a notebook! Then what is it? It's a desk!

5

This is a notebook! Do not write on your desk!

Oops!

11

Let's Learn!


A Words. Listen and repeat. Track 05

- | | | | | |
|--|--|--|--|--|
| 1.  | 2.  | 3.  | 4.  | 5.  |
| eraser | pencil | marker | notebook | desk |

Key Words

B Listen and number. Then say. Track 06

Listening Activity



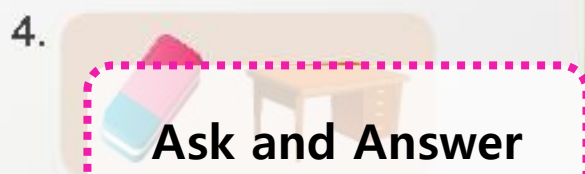
Tips

Tips!

Listening & Speaking

Let's Learn More!

C Listen and circle. 



Ask and Answer

D Ask and answer.

is not = isn't



Tips!

Is this / that a desk? Yes, it is. / No, it isn't.

Let's Play!

A Penny is going home. Write how many things she finds. Then, practice with a friend.



Let's Play!



How many _____ are there?



There are _____.

What	Balls	Bandages	Bats	Glue Sticks	Jump Ropes
How Many	_____	_____	_____	_____	_____

SNEAKERS Skipper

1

Reading

Unit 1

Lesson 1 Reading

Baby Monkey Storybook pp.2-4

Getting Started!

Everyone loves to play with toys and dolls. What is your favorite toy or doll?

Track 02

Key Expressions

- **stuffed animal** : She sleeps with a *stuffed animal* in her arms.
- **starts to** : John **starts to** do his homework.

Track 01

Key Words

sibling

alone

doll

before

question

yard

Reading

Before You Start

1. Do you own dolls or toys?
2. What is your favorite doll or toy?



Sally's Doll

Reading Together!

Sally does not have anyone to play with.
 She does not have **siblings**.
 Sally plays **alone** with her **dolls**.
Before breakfast, Sally asks Mom,
 "Can I get a puppy doll?"
 Her mom says,
 "Stop asking **questions** and have breakfast."
 Sally starts to eat breakfast.
 Then, she sees a baby monkey in the **yard**.



Quick Checkup!

Check true or false.

- | | | |
|--|--------------------------|--------------------------|
| | T | F |
| 1. Sally has a lot of siblings. | <input type="checkbox"/> | <input type="checkbox"/> |
| 2. Sally sees a baby monkey in the yard. | <input type="checkbox"/> | <input type="checkbox"/> |

Reading Comprehension

Lesson 1 Reading

A Choose the best answer.

1. What is the main idea of the passage?
 - a. Sally likes breakfast.
 - b. Sally likes dolls and wants to buy more of them.
2. What does Sally ask Mom?
 - a. Sally asks if she can have a puppy doll.
 - b. Sally asks if she can eat breakfast.
3. What does Sally see in the yard?
 - a. She sees a new doll.
 - b. She sees a baby monkey.

Practice Makes Perfect!

B Complete the graphic organizer.

Sally does not have any _____.

She has a lot of dolls and _____.

Sally plays _____ with her dolls.

She sees a baby monkey in the _____.

Sally

siblings stuffed animals alone yard

Grammar

Unit 1 Lesson 3 Grammar

Articles: A & An


Grammar Point

A / An	Noun
a	dog, cat, mirror, snake
an	airplane, apple, ear, umbrella

Grammar Check! Articles come in front of **nouns**!
 If the noun starts with a vowel, such as A, E, I, O, or U, we use 'an.'
 For other nouns, we use 'a.'

a apple = X	an apple = O
a dog = O	an dog = X

Grammar Notes



It is **an** apple.
 It is **a** dog.
 It is **an** umbrella.
 It is **a** mirror.



15

Lesson 3 Grammar

Grammar Practice

A Correct the underlined words. Then, rewrite the sentences.

- {A} Is there a grandmother?
(B) Yes, there are.
- {A} Is there a grandfather?
(B) No, there is.
- {A} Is there a girl?
(B) Yes, there isn't.
- {A} Are there any boys?
(B) No, there are.

- There isn't a mother.
- There aren't many apples.
- There isn't a book.
- There are any dogs.

33

Listening & Speaking

Unit 1

Lesson 2 Listening & Speaking

Toys



Track 05 Key Words

 look
 cool
 cute
 buy
 dinosaur
 finish


Track 04 Key Expressions

- **look at:** *Look at* that elephant! It's huge!
- **want to buy:** I *want to buy* that video game.
- **play with:** I like to *play with* my friends.
- **already have:** I *already have* that toy.

11

Speaking Drill

A Conversation - Listen and repeat. **Track 06**



John: Hey, Clara! Look at that new toy robot!
Clara: It looks cool, but I like cute dolls more.
John: Who do you play dolls with?
Clara: I play dolls with my friends.
 Do you want to play with us next time?
John: Sure!


Key Expressions

B Sentence Drill - Practice the sentences.

- 1 Look at that toy dinosaur!
Look at that _____!
- 2 I play with my friends.
I play with my _____.

Word Bank	
doll	cute dog
sister	classmates

C Pair Work - Practice the dialog using the given phrases.



Q: Hey, look at that baby doll!
A: It looks cute, but I like toy robots more.

toy boats teddy bears soccer balls video games

12 unit 1

Turn Talk with your partner using your own phrases.
Refer to the dialog above.

Listening & Speaking

Lesson 2 Listening & Speaking

Listening Drill

Listening Practice

A Listen to the dialog and answer the questions.

- 1 What does Steve want?
 - a. Homework
 - b. A new toy dinosaur
- 2 What does Steve have to do?
 - a. Finish his homework
 - b. Buy a toy dinosaur for his mom

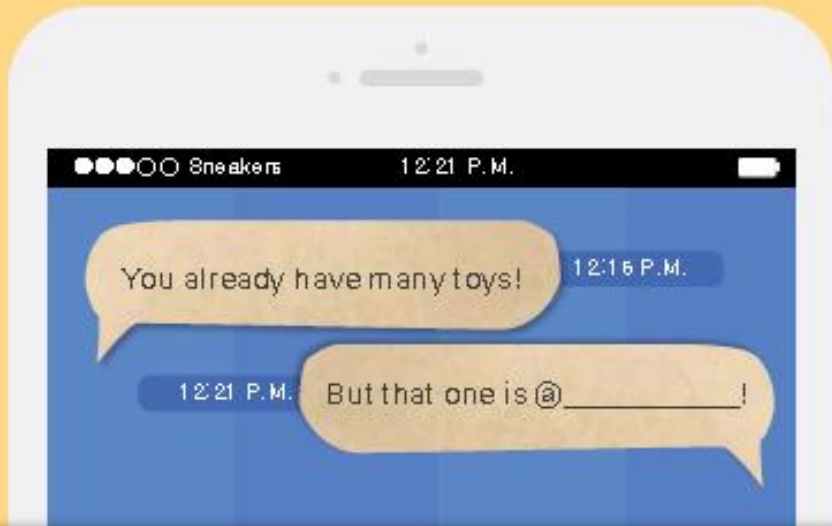


B Listen and number the pictures.

I want to buy that _____.



C Take turns and tell your partner why you want to buy a toy.



Small Talk

A Complete the dialogs. Then, ask and answer with your partner.

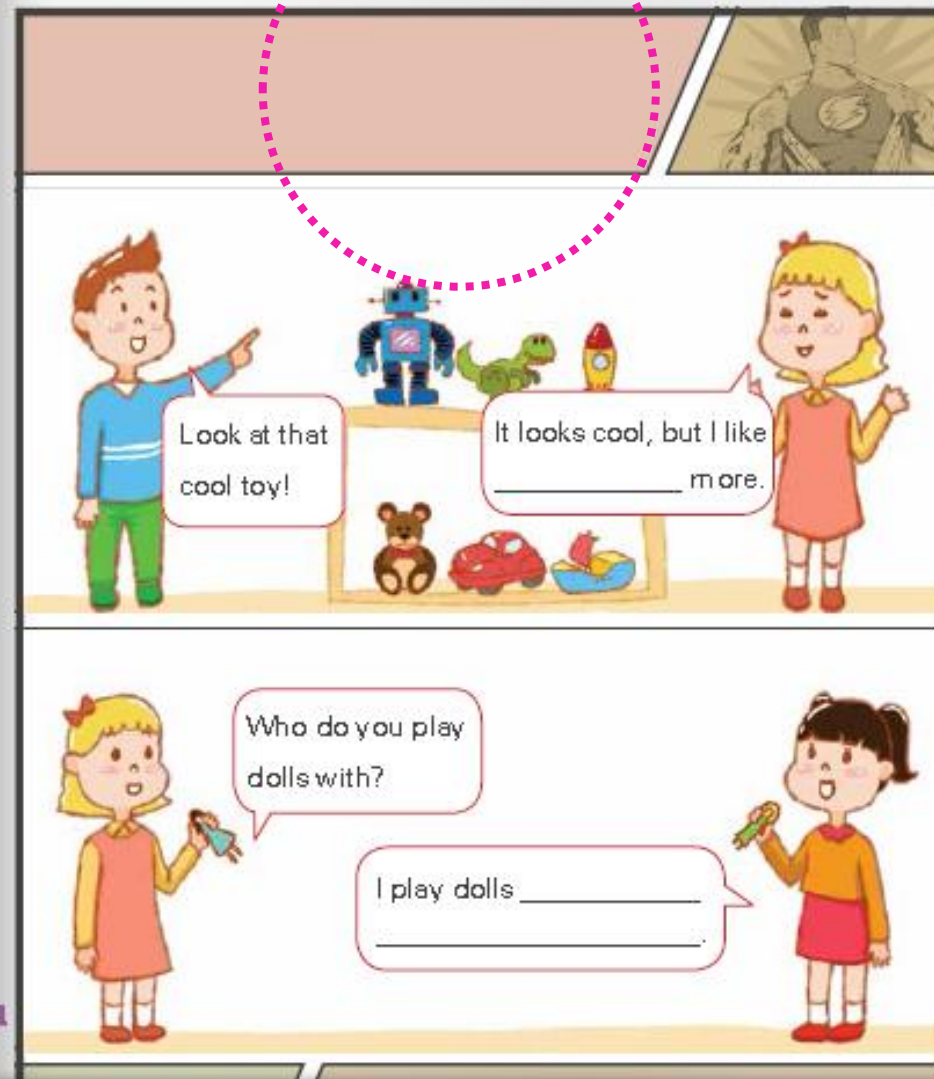
Toys

- cute dolls
- toy dinosaurs
- baby dolls
- toy cars
- toy boats

Do

- with my friends
- with my _____
- with my classmates
- with my cousins
- by myself

Small Talk



Reading

Unit 1 Lesson 1 Reading **Key Words**

Michael and His Bicycle Storybook pp. 2

Track 01 **Key Words**

- ride
- late
- hold
- tight
- shout
- boast

Getting Started

What do you like to do outdoors? Some people like to ride bicycles. Others like to jog.

Key Expressions

- **hold onto** : *Hold onto* my hand so you don't fall.
- **catch up with** : We have to *catch up with* him! He is too far away!

Track 02 **Key Expressions**

7

Reading

Before You Start

1. Do you own a bicycle?
2. Where do you like to ride your bicycle?

Reading Together!



Michael's New Bicycle

Michael's new bicycle is very special to him. He **rides** it to school every day. "Come on, Michael! We're going to be **late**!" said his best friend, Paul. "Alright! **Hold** onto your bicycles **tightly**!" **shouted** Michael. Michael started going faster. His friends saw that his bicycle was very fast. "It's the newest model," **boasted** Michael.

"Can I try riding on it later?" asked Paul. "Sure! But catch up with me first!" shouted Michael. Michael and his friends rode their bicycles faster.



Quick Checkup!

Check true or false.

1. Michael's bicycle is very slow.
2. Michael's bicycle is the newest model.

	T	F
1.	<input type="checkbox"/>	<input type="checkbox"/>
2.	<input type="checkbox"/>	<input type="checkbox"/>

Summary Practice

A Fill in the blanks and put the sentences in the correct order.



a. Although Michael was not _____, he was sad because his bicycle was broken.

b. "Are you alright?" asked the man. "Yes, I'm alright. But my bicycle is _____!" said Michael.

c. He was headed towards a _____ but he could not control his bicycle.

d. One day, the _____ on Michael's bicycle did not work.

- stream
- broken
- brakes
- hurt

Practice Makes Perfect!

B Complete the summary.

Michael was _____ to ride his bicycle after school. He rode his bicycle to many places. One day, the _____ on Michael's bicycle did not work. He could not _____ his bicycle and he fell into a _____. Although Michael was not hurt, he was sad because his bicycle was _____.

- stream excited broken brakes control


Grammar

Grammar Checkup

Grammar Check!

A Read and circle. Then, write.

1 six _____



pencil pencils penciles

3 a _____



bottle bottles bottlies

5 two _____



dish dishes dishes

2 three _____



tiger tigers tiges

4 a bunch of _____



bean beans beanes

6 four _____



tomato tomatos tomatoes

Grammar Activity

A Point and say with a partner.

I see three apples.

Grammar Activity



Listening & Speaking

Unit 1

Lesson 2 Listening & Speaking

Key Words

Outdoor Activities

Key Words

hiking

difficult

view

prepare

true

join

Key Expressions

- like playing : I *like playing* basketball.
- better than : I like soccer *better than* volleyball.
- difficult for : Playing computer games is *difficult for* me.
- a lot of : There are *a lot of* bats in that cave.

Track 05

Speaking Drill

A Conversation - Listen and repeat.



John: Hey Clara, what do you like to do outdoors?
Clara: Hey John, I like hiking because I like the view.
John: I like hiking, too! But I also like to jump rope.
Clara: Jumping rope is difficult for me! Can you teach me?
John: Sure! Meet me in front of my house today.

Listening Practice

B Sentence Drill - Practice the sentences.

- I like biking because I like bicycles.
I like hiking because I like _____.
- Jumping rope is difficult for me.
_____ is difficult for me.

Word Bank	
high places	walking
Playing catch	Studying math

C Pair work - Practice the dialog using the given phrases.



Q: Can you teach me how to fish?
 A: Sure! Meet me in front of the lake.

the boat my house the bridge the beach

Talk with your partner using your own phrases.
 Refer to the dialog above.

Listening & Speaking

Lesson 2 Listening & Speaking

Listening Drill

Key Expressions

A Listen to the dialog and answer the questions. 

- What does Steve like better than hiking?
 - Steve likes camping better than hiking.
 - Steve likes preparing better than hiking.
- What does Steve ask Jenny?
 - Steve asks Jenny to go hiking with him.
 - Steve asks Jenny to go camping with him.



B Listen and number the pictures. 

I like camping better than _____.




C Take turns and tell your partner what you like better.



Favorite Outdoor Activity!

Presentation Stage

 Present your favorite outdoor activity!
Complete the worksheet using the given phrases.

Presentation Stage

Outdoor Activities

camping
hiking
biking

Like

high places
riding bicycles
looking at mountains
making campfires
cooking outdoors
setting up tents



camping



hiking



biking

Hello, everyone!
What is your favorite outdoor activity?
My favorite outdoor activity is _____
because I like _____
I also like it because I like _____
I want to go _____ with my _____
The last time I went _____ was _____ ago.
I can't wait to go _____ again.
Thank you for listening to my presentation.

SNEAKERS Sprinter

1

Reading

Unit 1

Lesson 4 Reading

Bob and the Backwards Race Storybook pp. 5-7

Target Expressions

TARGET EXPRESSIONS

- 1. unfortunately**
Unfortunately, the basketball game was cancelled. T 09
- 2. realized that**
She realized that she had left her books at home. T 10

Key Words

- embarrassed** feeling uncomfortable because of shame or hurt pride
- unable** not able
- solve** to find an answer to or deal with something
- relay**
- baton**
- stare**

19

Reading

Before You Start

1. How long does it take you to get ready for school?
2. Are you usually late or early in getting to class?

FUN FACT!
More than 30% of people skip breakfast!



Reading Together!

Get Ready for School!



Bob's day began with his mom waking him up. She **nagged** him to get ready, but Bob did the **opposite** of what she said. She told him to take his time getting **tidy**, but he washed up quickly and **carelessly**. Then, he put on a dirty uniform instead of a clean and **ironed** one. Bob didn't even have time for breakfast. He had to **catch** the bus. Bob was always running late!

QUICK CHECKUP!

Check true or false.

1. Bob is always running late for school.
2. Bob listens to his mother well.

T	F
<input type="checkbox"/>	<input type="checkbox"/>
<input type="checkbox"/>	<input type="checkbox"/>

SUMMARY PRACTICE

A Fill in the blanks and put the sentences in the correct order.

a Bob asked Ms. Margaret for _____.

b He met with Ms. Margaret and told her the _____ about practicing backward running.

c Bob kept _____ at school.

d Ms. Margaret _____ his shoulder and told him that she used to be a backward running champion.

e Ms. Margaret was _____ by Bob's effort, so she agreed to help him practice.

rubbed falling asleep impressed truth advice

c [] [] [] [] []

Practice Makes Perfect!

B Complete the summary.

Bob kept _____ at school. He met with Ms. Margaret and told her the _____ about practicing backward running. Ms. Margaret rubbed his shoulder and told him that she _____ a backward running champion. Bob asked Ms. Margaret for _____. Ms. Margaret was impressed by Bob's effort, so she _____ to help him practice.

agreed used to be falling asleep advice truth

Listening & Speaking

Unit 1 Lesson 2 Listening & Speaking

School Activities

Target Expressions

TARGET EXPRESSIONS

- make sure to**
Make sure to fold the laundry.
- dozed off**
My brother *dozed off* during the movie.
- study for**
Did you *study for* your final exam?
- wake up**
I have to *wake up* at 6 A.M.

Key Words

increase

concentration

beneficial

Key Words

- incorrect** not correct; inaccurate; wrong
- tardy** late; not on time
- notice** announcement; warning

11

SPEAKING DRILL

A Conversation
Listen and repeat. **T06**

Speaking Drill

Amber: Come on, Kris! We're going to be tardy to band practice!
Kris: Hold on, Amber! It's only 7:30 right now!
 We still have 30 minutes!
Amber: You're right! My alarm clock must have been incorrect!
Kris: Yes, make sure to set your alarm clock after school.
Amber: Okay. It will be the first thing I do when I come back home.

B Sentence Drill
Practice the sentences.

- My alarm clock must have been _____
- Make sure to _____

Word Bank

- turned off
- put away the books

C Pair Work
Practice the dialogs using the given phrases.

- A:** Make sure to turn off the lights to the music room.

B: Don't worry, it will be the first thing I do.

 - taken care of
 - done right away
- A:** Why are you in such a hurry?

B: I'm running late! I'm going to be tardy to the soccer game!

 - miss my art lesson
 - sent to the principal's office

12 used

Listening & Speaking


LISTENING DRILL

A Listen to the monolog and choose the best answer.  T 07

- 1 What is the main point of the monolog?
 - a Dozing off will increase your concentration.
 - b Waking up early can help you doze off.
 - c Eating breakfast can be very beneficial to you.
- 2 Why is eating breakfast beneficial?
 - a It will help you keep a healthy weight.
 - b Eating breakfast helps you doze off during school.
 - c Eating breakfast increases your concentration.



Listening Drill

B Listen to the dialog and choose the best answer.  T 08

- 1 What is the main idea?
 - a Henry didn't know about the math quiz.
 - b Henry studies late at night.
 - c Tiffany didn't know about the math quiz.
- 2 What did Tiffany offer Henry?
 - a Her phone number
 - b Her lunch
 - c Her study notes
- 3 Why didn't Henry accept Tiffany's notes?
 - a They were too expensive.
 - b It was too late to study for the quiz.
 - c They were dirty.



School Activities

SPEECH NOTE

 Present about a time you were tardy to a school activity!

Use the guidelines below and complete the worksheet.

A



B



checked my bag /

I forgot my gym uniform /

borrowing my friend's

gym class / bring a spare uniform

missing the bus / a school trip /

gone to sleep earlier / set my

alarm clock / I woke up late

Speech Note

One time I was tardy because...

Hello, class. I would like to talk about a time when I was tardy for _____ I was tardy because _____.

I should have _____.

I ended up _____. Next time, I should make sure to _____.

Thank you for listening!

SNEAKERS Sprinter

1

Reading

Unit 1

Lesson 1 Reading

Friends



Target Expressions

TARGET EXPRESSIONS

- join in**
I was excited to *join in* on the singing and dancing. T 01
- paid attention**
No one *paid attention* to the boring lecture. T 02

Key Words

- amaze** to greatly impress or surprise someone
- stutter** to speak with repeated sounds and pauses
- introduction** presentation of yourself to someone else
- worried** nervous or scared that something bad would happen

Key Words

-  **recess**
-  **grin**
-  **blush**

Reading

Before You Start

1. How do you celebrate your birthday?
2. Do you have any birthday traditions?



Reading Together!

FUN FACT!

Birthdays in Mexico are celebrated with a birthday piñata filled with candy!

Peter's Birthday Party

Yesterday was Peter's birthday, his favorite day of the year. He had been looking forward to it. Peter's grandparents even came to visit, so the **entire** family **united** to celebrate Peter's birthday with a **gigantic** party. His favorite present was a snow **globe** he **received** from his grandfather. His grandmother baked him a huge cake with lots of **candles**. It was a family **tradition**. Everyone sang him Happy Birthday, then Peter's mom treated him to a movie. Peter was very **satisfied** with his birthday celebrations.

QUICK CHECKUP!

Check true or false.

1. Peter was not looking forward to his birthday.
2. Peter's grandparents came to visit.

T	F
<input type="checkbox"/>	<input type="checkbox"/>
<input type="checkbox"/>	<input type="checkbox"/>

SUMMARY PRACTICE

A Complete the organizer using the phrases below.

Intro

- It was Travis' first day at a new school.
- He was _____ that he wouldn't make any friends.

Body

- Travis kept _____ during his introduction.
- No one _____ to Travis.

Conclusion

Practice Makes Perfect!

_____ basketball game
_____ all team.

paid attention nervous joined in stuttering recess

B Put the sentences in the correct order to complete the summary.

- 1 Travis joined in on a basketball game.
- 2 Travis was nervous about his first day at a new school.
- 3 No one paid attention to Travis.
- 4 He kept stuttering and blushing during his introduction.
- 5 He impressed everyone with his great basketball skills.



C Rewrite the summary above in the correct order. Then, use your summary to tell your partner about Travis' first day at school.

Grammar

Unit 2

Lesson 3 Grammar

Gerunds

G GRAMMAR POINT

A gerund is a noun made from a

Verb + ...ing = Gerund
"I like **reading**."

Reading Together!

You can use a gerund as a subject, a complement, or object.

SUBJECT:	OBJECT:
<ul style="list-style-type: none"> • Exercising regularly will make you more healthy. • Studying hard will get you into a good school. • Waiting any longer seemed like a waste of time. 	<ul style="list-style-type: none"> • Chelsea exercises regularly. • Eddie is studying hard to get into a good school. • It seemed like waiting any longer would be a waste of time.

GRAMMAR NOTE



I like **playing** video games.



Watching too much TV can hurt your eyes.



My dog likes **running** around the yard.



Let's go **driving** on the highway!

GRAMMAR CHECKUP

A Complete the sentences using the gerund form.

1



_____ an apple a day can keep the doctors away!

2



Katie always dreamed of _____ an airplane.

3



Josh is scared of _____.

4



_____ a heavy shopping cart can be difficult.

jump

fly

Push

Eat

Grammar Checkup

B Fix the underlined mistakes. Then, rewrite the sentences.

1 My father enjoys watch TV and play computer games on Sundays.

2 Wash your hands before eating are important.

3 She finished do her homework and clean her room.

4 I enjoy ride bicycles and play badminton with my sister.

5 John loves takes pictures. He also loves paint scenes from nature.

Listening & Speaking

Unit 2 Lesson 2 Listening & Speaking

Nutrition

Target Expressions

- look pale**
You *look pale*. Are you feeling sick? T16
- food poisoning**
You can get *food poisoning* if you eat old food.
- on the other hand**
On the other hand, we could do our homework instead of watching TV.
- per day**
Most people eat three meals *per day*. T17

Key Words

- expire to rot; to go bad
- manage to take care of
- advise give helpful information
- essential important; necessary
- function work; operate

Key Words

- secret
- hydrate
- large

SPEAKING DRILL

Speaking Drill

A Conversation

Listen and repeat. T19



Rachel: You look pale, Ross. Are you okay?

Ross: I have a really bad stomachache.

Rachel: What did you eat yesterday?

Ross: I drank some milk, but I think it might have been expired.

Rachel: You can easily get food poisoning if you're not careful.

Ross: You're right. Thanks for advising me, Rachel.

B Sentence Drill

Practice the sentences.

- My mom wants me to _____ my little brother.
- Tim missed school because he had _____.
- Everybody _____ at the funeral.
- You shouldn't eat _____ food.

Word Bank

- food poisoning
- advise
- expired
- looked pale

C Pattern Drill

Listen and describe the pictures using the given phrases. T19



...get / food poisoning.



...advising / student.




...throwing away / expired food.



...okay / look pale.

Listening & Speaking

LISTENING DRILL

A Listen to the monolog and choose the best answer.  T 32

- 1 What is the main point of the monolog?
 - a Good sports
 - b Sore losers
 - c Sportsmanship
- 2 What is a person with good sportsmanship called?
 - a A sore loser
 - b A good sport
 - c A good player

Listening Drill

B Listen to the dialog and choose the best answer.  T 33



- 1 What is the main idea?
 - a Eric and Jessica are going to play video games after school.
 - b Eric and Jessica are going to practice soccer at lunchtime.
 - c Eric and Jessica are going to practice soccer after school.
- 2 Where will Eric and Jessica meet to practice?
 - a At the soccer field next to the library
 - b At the soccer field next to the park
 - c At the basketball court next to the park
- 3 What did Eric tell Jessica to bring?
 - a Her backpack
 - b Her soccer ball
 - c Her baseball



My Sports

SPEECH PRESENTATION

A Have you ever practiced a sport in or outside of school? Complete the speech presentation and share your experience with your class.

Sport	Event	Action	Me
<ul style="list-style-type: none"> • soccer • baseball • kickball • gymnastics • figure skating 	<ul style="list-style-type: none"> • a game 	<ul style="list-style-type: none"> • stretching • get tired • find it hard • shooting • skating 	<ul style="list-style-type: none"> • sore loser • cheater • fair player • good sport • play by the rules • hate losing • try my best 

Speech Presentation

My Sports

Intro

(Inside / Outside) of school, I practice _____, I've been doing this for _____ months.

Body

I always practice extra hard right before _____, I _____ for many hours on end.

Conclusion

I think I'm a _____ because I _____, no matter what.
Thank you for listening!