

## COCO PHONICS Components



### Student Book

#### Main Lessons



- New target sounds and related words are introduced.
- Children practice **writing or reading words** with the target sounds.
- Children consolidate the target words through listening activities.

#### Review Lessons



- Children review the words they learned through different types of activities.
- **Interesting** chants and board games for phonics are provided.

### Workbook

- The **workbook** develops children's reading, writing, speaking and spelling skills.
- Various exercises help children consolidate the target sounds and words.



### Readers

- Children practice reading the words they learned through a fun phonics story.
- Review exercises help children remember the target words and stories.



### Hybrid CD

- The **hybrid CD** includes audio and phonics games for practice at home.
- **13 different** types of games are included.



**ABC Song**



Look and listen. Then sing along.



**Aa**

**Bb**

**Cc**

**Gg**

**Hh**

**Ii**

**Mm**

**Nn**

**Oo**

**Ss**

**Tt**

**Uu**

**Yy**

**Zz**



**Dd**

**Ee**

**Ff**

**Jj**

**Kk**

**Ll**



**Pp**

**Qq**

**Rr**

**Vv**

**Ww**

**Xx**



**Now I know my A-B-Cs, next**

**time won't you sing with me?**

Lesson


1

Aa Bb Cc

Let's Learn



Listen and learn.



begins with the **a** sound.



begins with the **b** sound.



begins with the **c** sound.



Trace and write.

1.



2.



3.



What's the beginning sound? Listen and color.

1.



2.



3.



Learn More



Listen and repeat.

A a



B b



C c



Aa Bb Cc



Listen and circle.

1. A B C  
  
 b a c

2. C B A  
  
 c a b

3. A C B  
  
 a b c



Find and circle.

A a

1.

B b

2.

C c

3.

Let's Practice



Listen and circle.

1.   
2.   
3.   



Listen and circle.

1.  A   B   C
2.     a   b   c
3.     A   B   C
4.     a   b   c
5.     A   B   C
6.     a   b   c

Story

Aa Bb Cc



Listen and read. Then sing along.

1



An ant on the alligator!

2



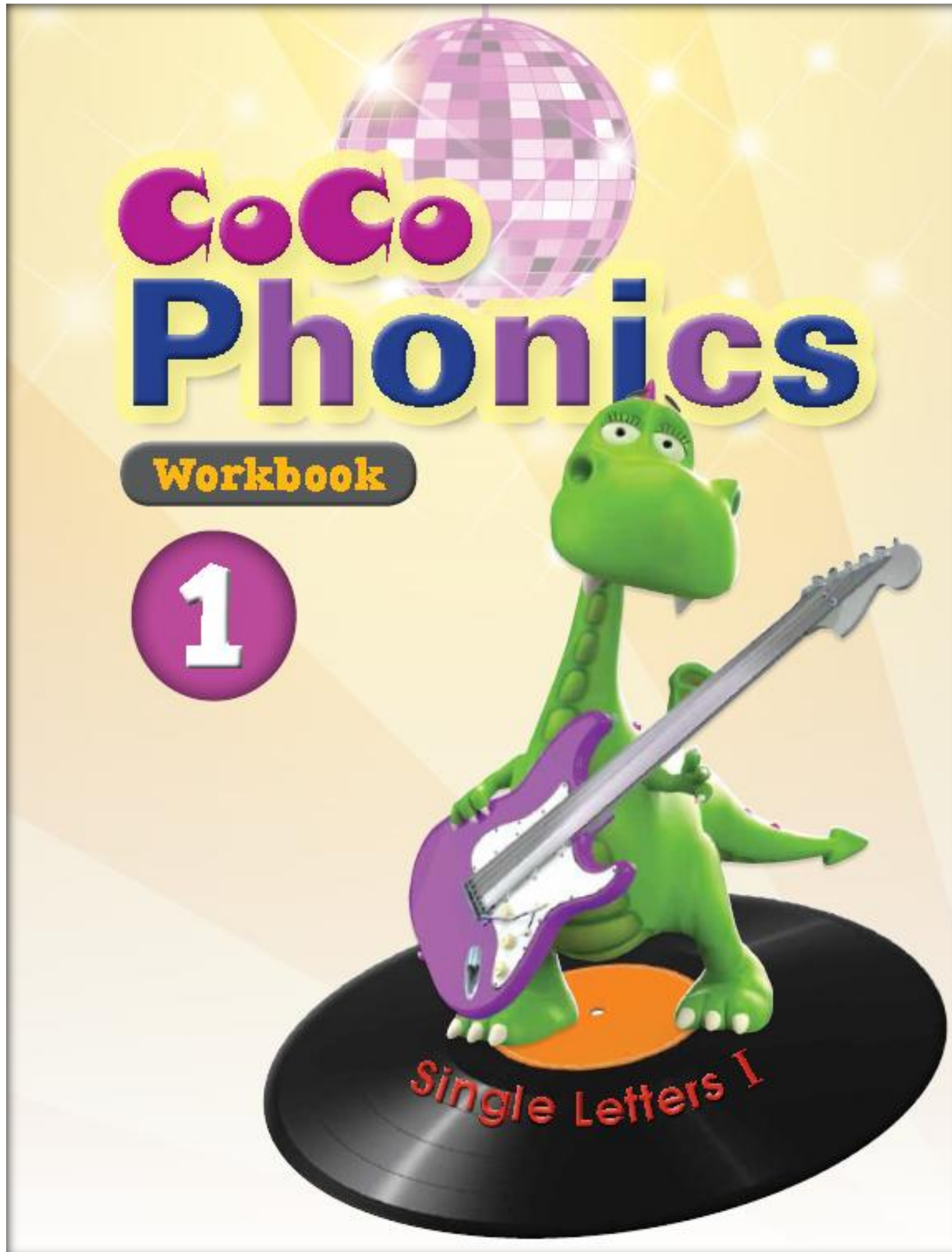
A banana on the bag!

3



A cat on the car!

Sight words: an, on, the, a



Lesson 1 Aa Bb Cc

**Aa** Trace and write.

Aa



Aa

Bb




Bb

Cc

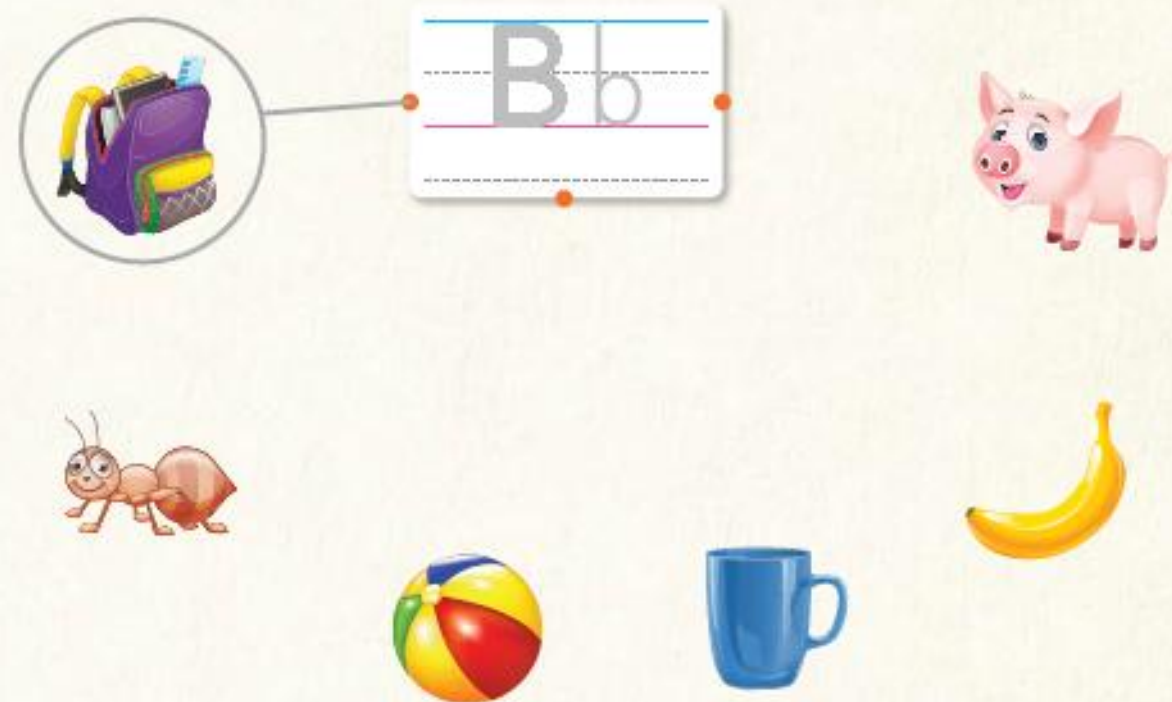


Cc

**B** Circle the pictures beginning with the a sound.



**C** Trace and circle. Then match.





**D** Find and connect.



**F** Say and circle.

- 

b c B a
- 

a C c A
- 

c B A C
- 

A B C a
- 

b B c C
- 

a C b c
- 

c A a C
- 

B c A b
- 

a B C A

**E** Draw and write.

Aa = ○ Bb = △ Cc = □

- 

- 

- 

- 

- 

- 




| Volume | Title                      | Phonics Focus                      | Page |
|--------|----------------------------|------------------------------------|------|
| Vol. 1 | Story 1 Eat Together       | Aa, Bb, Cc, Dd, Ee, Ff, Gg, Hh, Ii | 2    |
|        | Story 2 Roxy wants the Jam | Jj, Kk, Ll, Mm, Nn, Oo, Pp, Qq, Rr | 12   |

Story 1

Eat Together



dog



egg



elephant



ant



apple



banana



fish



fork



goat



cat



cup



dish



horse



iguana





Ant eats an **a**pple.  
Ben eats a **b**anana.

Sight words a, an, and, are, eats, full, has, too



Cat has a **c**up.  
Dog has a **d**ish.


Fish eats an **e**gg.

Elephant has a **f**ork.



**G**oat and **H**orse are full.

**I**guana is full, too.



Activity



Circle.

1.



Aa

Cc

2.



Bb

Dd

3.



Ff

Ii



Match.

1. horse



2. goat



3. dog



4. fork



5. ant



Activity



Write.

1.



Ben eats a banana.

3.



fish eats an egg.

2.



cat has a cup.

4.



oat and horse are full.