

11 Listen and say.



12 Learn the words.



LOOK Who is = Who's She is = She's He is = He's

13 Ask and answer.



D Listen and number.



E Listen and check.

1			2		
	<input type="radio"/>	<input type="radio"/>		<input type="radio"/>	<input type="radio"/>

3			4		
	<input type="radio"/>	<input type="radio"/>		<input type="radio"/>	<input type="radio"/>


F Ask and answer.



Who's she?

She's my mother.

G Listen and chant.



Who's she?

Who's she?
She's my sister, Lily.

Who's he?
He's my brother, Andy.

Who's she?
She's my grandmother.

Who's he?
He's my grandfather.

Lesson 2

A Listen and say.

B Learn the words.



pretty



handsome



tall

short



old

young

C Listen and say. Then practice.

1 **A** Who's she?


B She's my sister.

A She's pretty.


2 **A** Nice to meet you.

B Nice to meet you, too.


19 Listen and number.




20 Look and make dialogs.

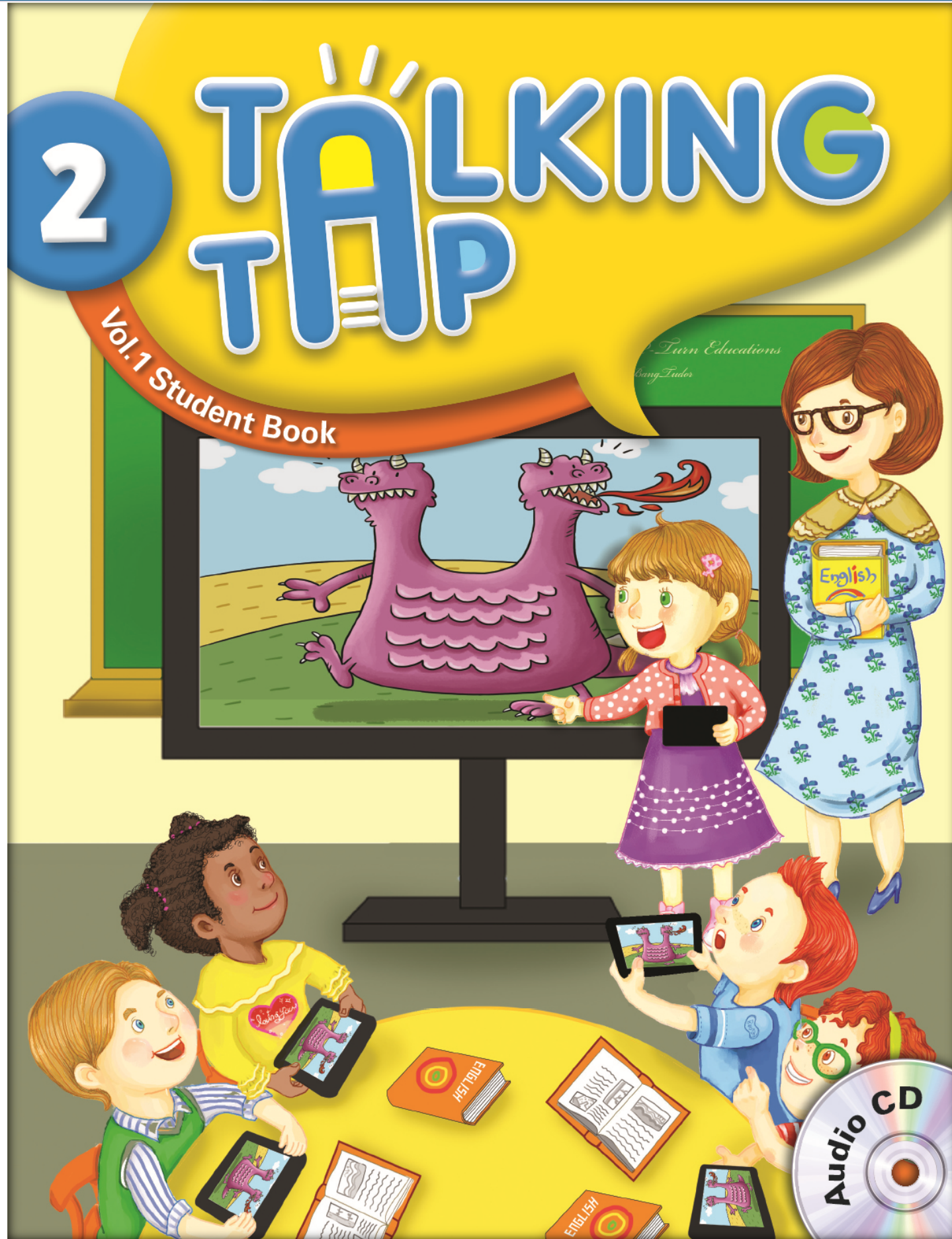


20 Draw your family. Then ask your partner.




20 Listen and say.





31 Listen and say.



32 Learn the words.



33 Ask and answer.



D Listen and number.



E Listen and match.



F Ask and answer.



G Listen and chant.



This Is My House

This is my house.
Come in. Come in.

This is the living room.
Look at the living room.

My father and sister.
They're in the living room.
The TV and sofa.
They're in the living room.

This is the kitchen, kitchen.
Look at the kitchen.

My mother and brother.
They're in the kitchen.
The stove and sink.
They're in the kitchen.

My family is in the house.
Everyone is in the house.

Lesson 2

A Listen and say.










B Learn the words.



C Listen and say. Then practice.
A Where is the sofa?
B It's in the living room.
→ The sofa is in the living room.

D Listen and match. Then write.

1  s _ a
2  ta _ e
3  b _ thtu _
4  b _ d

a  b  c  d 

F Look and make dialogs.




Blank lined area for writing dialogues.

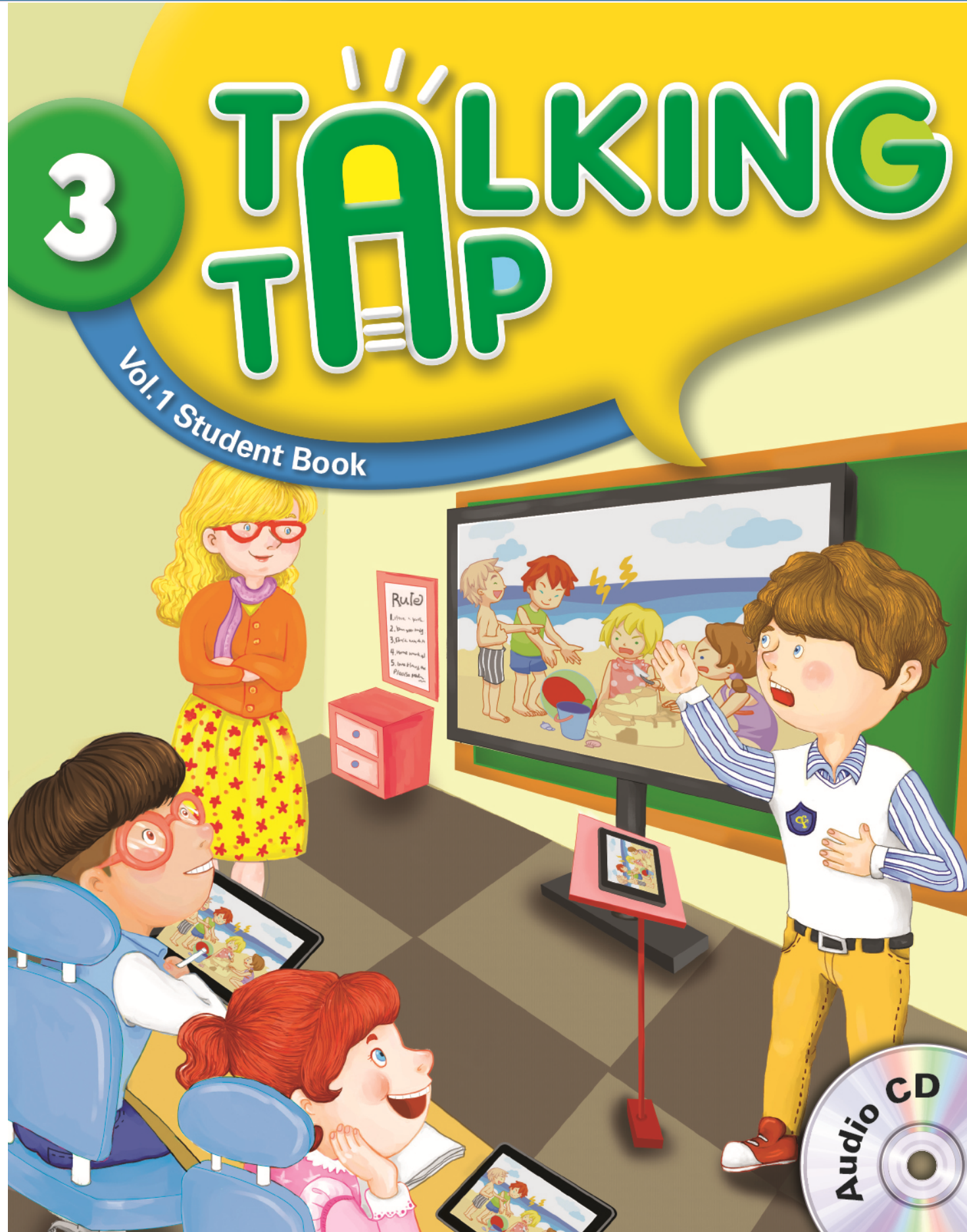
E Listen and number.

a  b 
c  d  e 
f  

Where is the **sink**? It's in the **kitchen**.

G Draw rooms in your house. Then show and tell.







Key Vocabulary

- need
- buy
- get
- spend
- bookstore
- call
- hope
- write down



Role-Play



Listen to the dialog and answer the questions.

A: Mom, can I have some money?

B: Why do you need money?

A: I want to buy a new book.

B: Okay, how much do you need?

A: I think it is six dollars.

1 Where is the boy likely to go?

- a a bank
- b a library
- c a bookstore

2 What does the boy want to buy?



Practice the dialog with your partner.

Speaking Model

08 Listen and speak.

1 + \$ 10

A boy gets ten dollars from his mother.

2 - \$ 2

He spends two dollars on soft ice cream.

3 - \$ 6

He spends six dollars at a bookstore.

4

He buys a comic book.

Listening Comprehension

09 Listen to the dialogs and answer the questions.

- Why can't the boy buy the hat?
 - a It is ugly.
 - b It is too small.
 - c He doesn't have enough money.
- How much does Bobby have?
 - a \$15
 - b \$35
 - c \$12
- Where is Sally?
 - a at home
 - b at the supermarket
 - c at her sister's house
- What does Sally want Emma to do?
 - a Sally wants Emma to call her back.
 - b Sally wants Emma to meet her.
 - c Sally wants Emma to come home soon.



Lesson 2


Review




Listen to the dialog again.

Speaking Exercise I


Look at the pictures and find the correct sentences.




a He buys the hair band for his sister.



b A boy has thirty dollars.



c He hopes she likes it.



d He sees a hair band. It's twenty-five dollars.


Sentence Drill I

Practice the sentences.

- 1 He buys the hair band for his sister.
 - She buys the toy car for her son.
 - They buy the flowers for their parents.
- 2 A boy has thirty dollars.
 - A girl has twelve dollars.
 - A kid has fifty dollars.
- 3 He hopes she likes it.
 - I hope he likes my gift.
 - Tom hopes Amy likes the ring.
- 4 It's twenty-five dollars.
 - It's thirty-four dollars.
 - It's twenty-seven dollars.

Talking Tap

Look at the animation and describe it with your own ideas.



Review

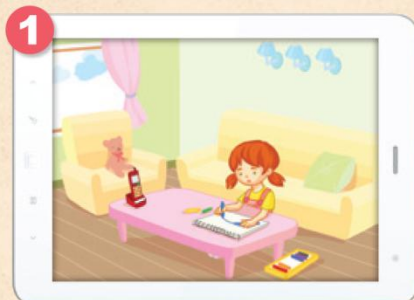


Listen to the dialog again.


Speaking Exercise II



Look at the pictures and find the correct sentences.



a A girl is home alone.



b It's 778-9654.



c The girl writes down the woman's phone number.



d Her mother's friend wants to talk to her mother.

Sentence Drill II




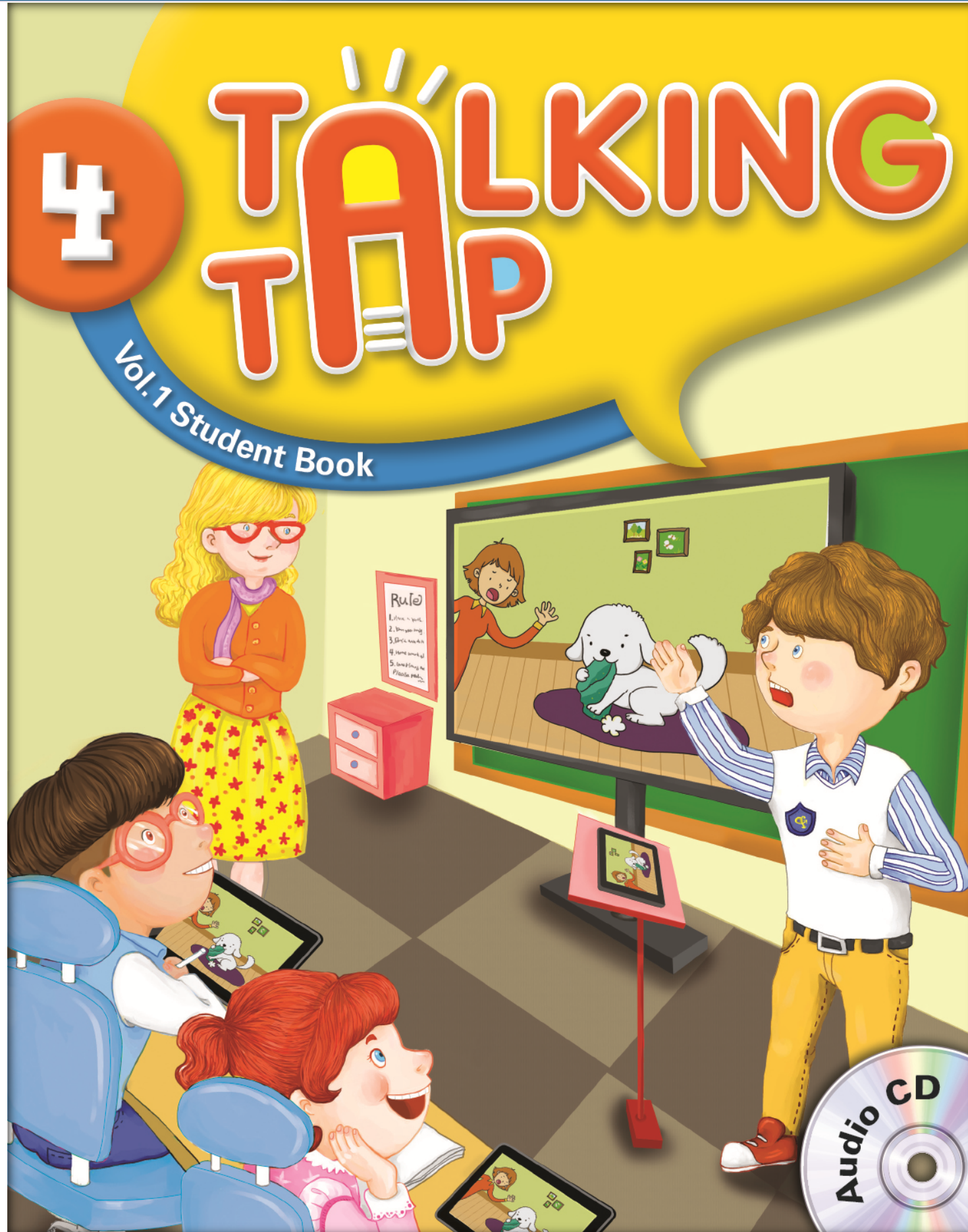
Practice the sentences.

- 1 A girl is home alone.
 - I am in my room alone.
 - He is in the classroom alone.
- 2 It's 778-9654.
 - It's 378-2788.
 - It's 520-7833.
- 3 The girl writes down the woman's phone number.
 - A boy writes down a man's address.
 - A nurse writes down a girl's name.
- 4 Her mother's friend wants to talk to her mother.
 - My sister's friend wants to meet me.
 - Jason's friend wants to see Emily.



Look at the animation and describe it with your own ideas.





My Things



Key Vocabulary

- upset
- hole
- bite
- fix
- knitted hat
- find
- take
- relax
- Lost and Found
- wallet



Role-Play



Listen to the dialog and answer the questions.

A: Dad, look at this! I'm so upset!

B: There is a big hole in your hat! What happened?

A: Wilfred bit my hat. Now there is a hole in it!


B: What a bad dog! I'll ask your mom to fix it for you.

1 Who is Wilfred?

- a the girl's cat
- b the girl's mom
- c the girl's dog

2 What's wrong with the girl's hat?




- a She lost it.
- b She doesn't like it anymore.
- c There is a hole in it.



Practice the dialog with your partner.

Speaking Model

13 Listen and speak.



Listening Comprehension

14 Listen to the dialogs and answer the questions.

1 What was the boy looking for?

- a his watch
- b his textbook
- c his glasses

2 How did the boy find out that his brother took the watch?

- a His mother told him.
- b His brother left a note.
- c His brother called him.

15 3 Where did the girl find Paul's umbrella?

- a at the station
- b at the post office
- c at the Lost and Found

4 What was the girl looking for?

- a her wallet
- b her bag
- c her umbrella



Lesson 2

Review




Listen to the dialog again.

Speaking Exercise I

Look at the pictures and find the correct sentences.




a He is asking his mother **where it is**, but she doesn't know.



b A boy **is looking for** his watch.



c The boy **gets angry**.



d His brother **took** the watch.


Sentence Drill I

Practice the sentences.

- 1 He is asking his mother **where it is**.
 - A man is asking a boy **where the bank is**.
 - Molly is asking Jane **where the umbrella is**.
- 2 A boy **is looking for** his watch.
 - A student **is looking for** her pencil case.
 - My sister **is looking for** her cat.
- 3 The boy **gets angry**.
 - A baby **gets sleepy**.
 - The students **get hungry**.
- 4 His brother **took** the watch.
 - Your nephew **took** the toy.
 - My cousin **took** the baseball bat.

Talking Tap

Look at the animation and describe it with your own ideas.



Review



Listen to the dialog again.

Speaking Exercise II


Look at the pictures and find the correct sentences.



a A girl is looking for her wallet.



b She also finds her friend's hairpin.



c She brings it to her friend.



d She goes to the Lost and Found, and finds her wallet.


Sentence Drill II

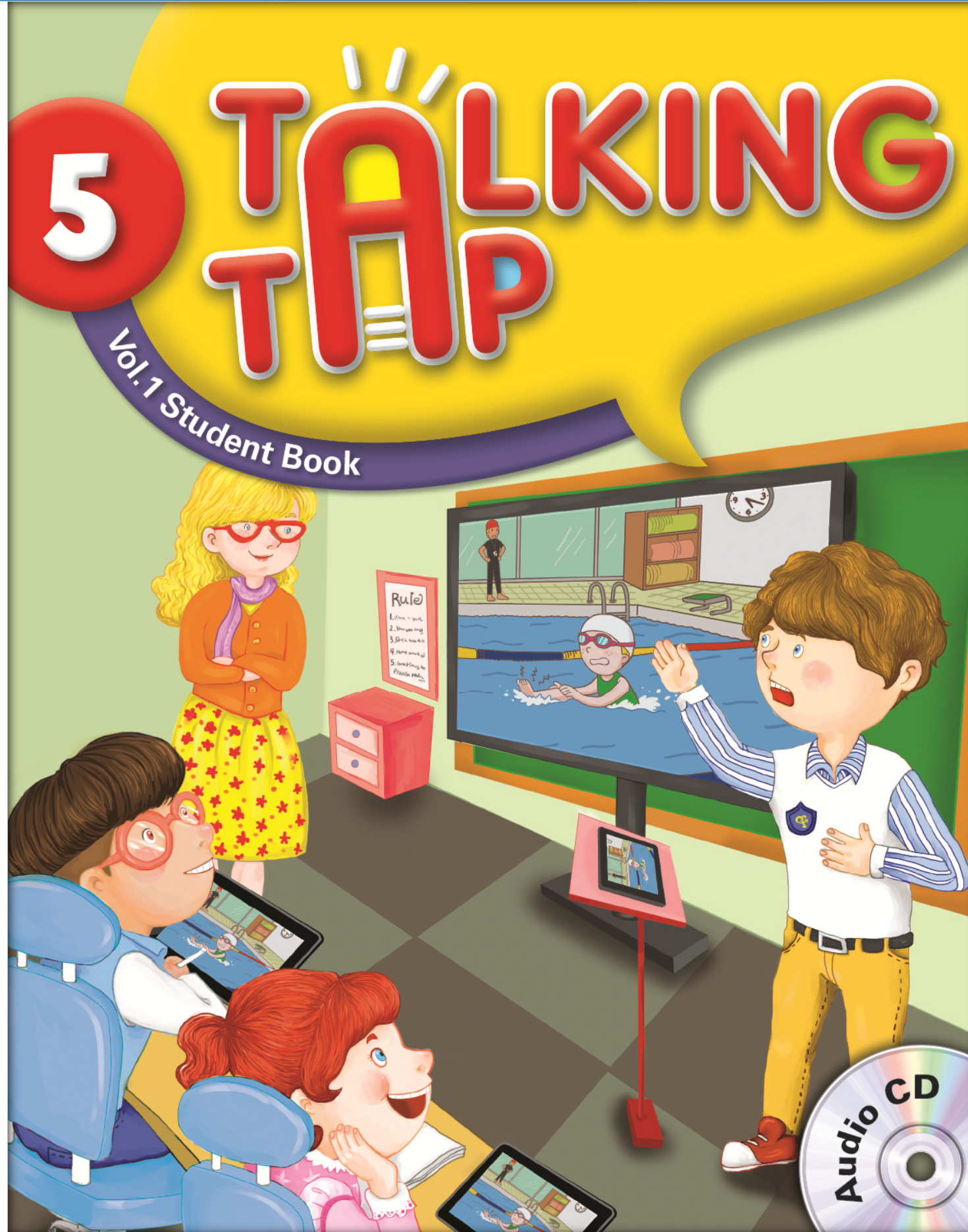
Practice the sentences.

- 1 A girl is looking for her wallet.
 - I am looking for my socks.
 - Three boys are looking for a soccer ball.
- 2 She also finds her friend's hairpin.
 - I also find my friend's shoes.
 - He also finds his friend's backpack.
- 3 She brings it to her friend.
 - My dog brings socks to me.
 - A boy brings a newspaper to his dad.
- 4 She goes to the Lost and Found.
 - He goes to the post office.
 - I go to the library.



Look at the animation and describe it with your own ideas.





Unit
2

Special Days

Lesson 1



Key Vocabulary

- pop up
- surprise party
- surprised
- name
- blow up
- set off
- firecracker
- spread
- serve
- curious

Role-Play



Listen to the dialog and answer the questions.

A: Wow! This is what I have always wanted!

B: Mom! Dad! Thank you so much for this lovely doll!
It looks like a real baby!

A: Look at my gift! It's a box of toy soldiers!

B: This is the best Christmas ever! Let's go play!

1 What did the girl get for Christmas?

- a doll
- a box of candy
- a toy soldier

2 Who gave the gifts to the children?

- Santa Claus
- their parents
- their grandparents

Practice the dialog with your partner.

Speaking Model



Listen and speak.



1 A family is about to open up presents.



2 The mother gets a pretty sweater.



3 The father gets a nice fountain pen.



4 The boy opens his box and a toy clown pops up out of the box.

Listening Comprehension



Listen to the dialogs and answer the questions.



1 What kind of cake will the girl bring?

- a a cream cake
- b a chocolate cake
- c a cheesecake



2 When is the wedding?

- a on Monday
- b on Friday
- c on Sunday



3 Why do you think the boy wants to wash his hands?

- a to fry the eggs
- b to fry the bacon
- c to cut the bread



4 What is the surprise that the girl's dad has?

- a
- b
- c



Lesson 2

Review



Listen to the dialog again.

Speaking Exercise I

- ✓ Look at the pictures and read the sentences. Then put the correct letters to the pictures.



- a All the students sing a song for their teacher.
- b Students are blowing up balloons and lighting candles.
- c Their teacher comes and two students set off firecrackers.
- d The teacher hugs the students.



Sentence Drill I

- ✓ Practice the sentences.

- 1 All the students **sing a song for** their teacher.
 - All the players **sing a song for** their coach.
 - The boy **sings a song for** his mother.
- 2 The teacher **hugs** the students.
 - I **hug** my niece.
 - The grandmother **hugs** her grandson.

Review



Listen to the dialog again.

Speaking Exercise II

- ✓ Look at the pictures and read the sentences. Then put the correct letters to the pictures.



- a The girl is playing the piano at her aunt's wedding.
- b The girl hugs her aunt tightly.
- c A girl is dressed up. She looks like a princess.
- d People at the wedding toss flowers onto the couple.



Sentence Drill II

- ✓ Practice the sentences.

- 1 A girl **is dressed up**. She **looks like** a princess.
 - A boy **is dressed up**. He **looks like** a prince.
 - A woman **is dressed up**. She **looks like** a queen.
- 2 The girl **is playing the piano at** her aunt's wedding.
 - The boy **is playing the guitar at** his friend's birthday party.
 - My sister and I **are playing the violin at** the church.

Review



Listen to the dialog again.

Speaking Exercise III

- ✓ Look at the pictures and read the sentences. Then put the correct letters to the pictures.



- a A girl is frying the eggs and bacon. A boy is spreading jam on bread.
- b It's May 13th. It's Mother's Day.
- c They serve the sandwich to their mom, and she is very happy.
- d They are making a sandwich for their mom.



Sentence Drill III

- ✓ Practice the sentences.

- 1 A boy **is spreading jam on** bread.
 - I **am spreading** peanut butter **on** bread.
 - The man **is spreading** cream cheese **on** bread.
- 2 They **serve the sandwich to** their mom, and she is very happy.
 - We **serve** the muffin **to** our teacher, and she is very pleased.
 - The child **serves** the cookie **to** his uncle, and he is very glad.


Review



Listen to the dialog again.

Speaking Exercise IV

- ✓ Look at the pictures and read the sentences. Then put the correct letters to the pictures.



- a His daughter is curious about the box.
- b She names the kitten Nubi.
- c A man comes home with a box in his hands.
- d The girl opens the box and there is a cute kitten.



Sentence Drill IV

- ✓ Practice the sentences.

- 1 A man **comes home with a box in his hands**.
 - A woman **comes home with** a cake **in her hands**.
 - Jenny **comes home with** some fruits **in her hands**.
- 2 His daughter **is curious about** the box.
 - The girl **is curious about** the new teacher.
 - Babies **are curious about** everything.




Look at the animations and describe them with your own ideas.




1



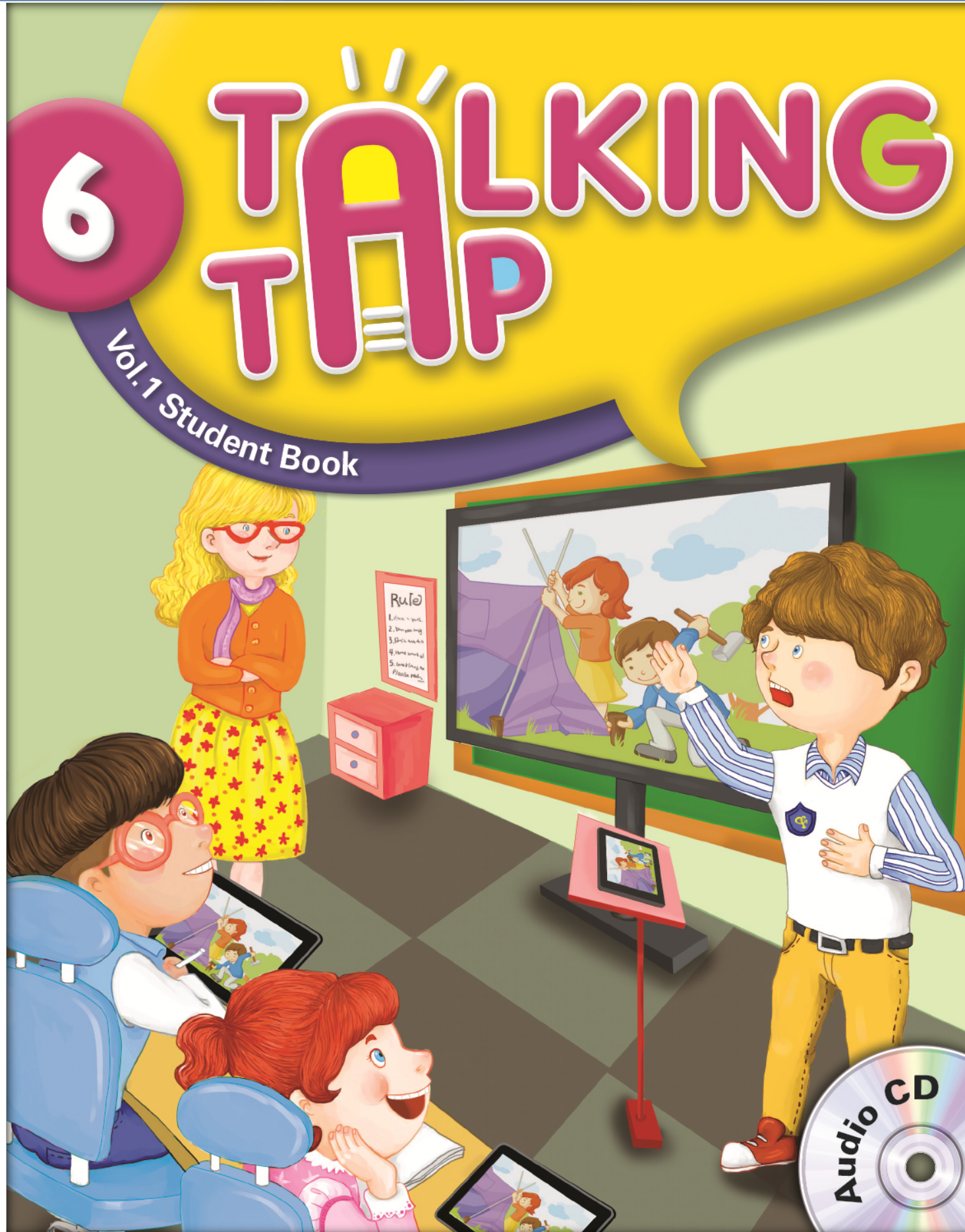
3



2



4



Unit
2


Feelings

Lesson 1



Key Vocabulary

- nervous
- enter a contest
- confident
- costume
- on purpose
- dress up
- proud
- disappointed
- embarrassed
- apologize
- congratulate
- pleased



Role-Play



Listen to the dialog and answer the questions.

- A: Steve, you look so nervous. It's only a contest!
- B: I'm nervous. What if I make a mistake?
What if everyone laughs at me?
- A: I'm sure that you'll be fine. Just remember everything that you studied from the book.
- B: Thanks, Sandy! You're a great help!


1 How did the boy feel at first?



2 What does the girl say to the boy?

- a Always try to smile.
- b Don't laugh at others.
- c Remember what you studied.

✓ Practice the dialog with your partner.



Speaking Model



Listen and speak.

1 A boy enters an English speech contest.

2 He is so nervous that sweat is pouring down.

3 One of his friends cheers him up.

4 The boy feels confident and finishes his speech successfully.

Listening Comprehension

✓ Listen to the dialogs and answer the questions.



1 What did the judges love?

- a Coco's fur
- b Coco's bark
- c Coco's costume



2 What did the woman NOT like about the restaurant?

- a The restaurant was dirty.
- b There were too many people.
- c The steak was hard to eat.



3 Why did the girl say that it was okay?

- a It didn't hurt at all.
- b She went to the hospital.
- c The boys didn't hurt her on purpose.



4 Which is NOT true about the girl?

- a She is 12 years old now.
- b She had the best birthday party ever.
- c She thought everyone forgot about her birthday.



Lesson 2

Review



Listen to the dialog again.

Speaking Exercise I

- ✓ Look at the pictures and read the sentences. Then put the correct letters to the pictures.



- a She dresses the dog in a bee costume and puts a crown on the dog's head.
- b A girl is dressing up her dog for a contest.
- c The girl is proud of her dog. She pets her dog.
- d The dog wins first prize at the beauty contest.



Sentence Drill I

- ✓ Practice the sentences.

- 1 She **dresses** the dog **in a bee costume**.
 - He **dresses** the baby **in a bear costume**.
 - They **dress** the cat **in a tiger costume**.
- 2 The dog **wins first prize at the beauty contest**.
 - The girl **wins first prize at the song contest**.
 - The boy **wins second prize at the speech contest**.

Review



Listen to the dialog again.

Speaking Exercise II

- ✓ Look at the pictures and read the sentences. Then put the correct letters to the pictures.



- a He orders steak and fries.
- b But the steak is too tough to chew.
- c A hungry man goes to a restaurant.
- d The man gets angry and disappointed.



Sentence Drill II

- ✓ Practice the sentences.

- 1 The steak is **too tough to** chew.
 - The soup is **too cold to** eat.
 - The coffee is **too hot to** drink.
- 2 The man **gets** angry and disappointed.
 - The woman **gets** sad and upset.
 - They **get** scared and terrified.

Review



Listen to the dialog again.

Speaking Exercise III

- ✓ Look at the pictures and read the sentences. Then put the correct letters to the pictures.



- a A girl gets hit in her face. She gets hurt and feels pain.
- b The boys are embarrassed. They run to her and apologize for their mistake.
- c Three boys are playing soccer on the playground.
- d One boy kicks the ball too hard.



Sentence Drill III

- ✓ Practice the sentences.

- 1 One boy **kicks** the ball **too hard**.
 - One player **kicks** the ball **too high**.
 - One girl **kicks** the ball **too far**.
- 2 They run to her and **apologize** for their mistake.
 - The boy runs to his friend and **apologizes** for his mistake.
 - The girls run to their teacher and **apologize** for their mistake.

Review



Listen to the dialog again.

Speaking Exercise IV

- ✓ Look at the pictures and read the sentences. Then put the correct letters to the pictures.



- a But her friends don't congratulate her.
- b Today is the girl's birthday. She is excited.
- c Her parents and friends have a surprise party for her. She is very pleased.
- d She comes back home with a long face.



Sentence Drill IV

- ✓ Practice the sentences.


- 1 Her friends don't **congratulate** her.
 - His sister doesn't **congratulate** him.
 - My mother doesn't **congratulate** me.
- 2 She **comes back** home **with a long face**.
 - The boy **comes back** to the classroom **with a long face**.
 - His father **comes back** to him **with a long face**.



Look at the animations and describe them with your own ideas.




1



3



2



4
